

# Washington Island Survey of Interest Comparison Report



Date: 8/26/2011 12:45 PM PST  
Responses: Completes  
Filter: No filter applied

**1.** I am interested in learning opportunities for Washington Island in the following categories: (please check all that apply):

Retired		36	44%
Not Retired		40	49%
Credit courses leading to a certificate, technical diploma, associate degree, or transfer to 4-year university		9 18	31% 62%
Personal enrichment courses to improve life, work, or technology skills		33 35	45% 48%
Continuing education courses to fulfill licensure or certification requirements for my job		7 22	22% 69%
Opportunities for high school students to earn college credit		12 24	33% 67%
Tech Camps/Classes for elementary, middle school, and high school students		12 17	41% 59%
GED/HSED (high school degree) for adults		7 5	50% 36%

**2.** Credit Courses - I am interested in the following areas of study:

Retired		26	41%	
Not Retired		36	56%	
Top number is the count of respondents selecting the option. Bottom % is percent of the total respondents selecting the option.	Strongly Agree	Agree	Disagree	Strongly Disagree
Accounting/Finance	4 44% 5 56%	5 29% 10 59%	1 25% 3 75%	1 17% 5 83%
Administrative Assistant/Office Assistant/Paralegal	3 75% 1 25%	2 14% 12 86%	2 22% 6 67%	1 25% 3 75%
Agriculture/Organic Farming	4 25% 10 62%	3 20% 12 80%	3 50% 3 50%	1 20% 4 80%

Architecture/Design	3	60%	2	17%	3	38%	1	17%
	2	40%	8	67%	5	62%	5	83%
Auto Technician/Auto Collision Repair/Diesel Mechanic	1	12%	2	22%	2	29%	1	25%
	6	75%	6	67%	5	71%	3	75%
Business Management/Leadership	4	40%	3	27%	3	38%	1	25%
	4	40%	8	73%	5	62%	3	75%
Civil Engineer	2	40%	1	14%	3	25%	1	20%
	3	60%	5	71%	8	67%	4	80%
Construction Trade/Wood Tech	3	43%	4	27%	2	29%	1	25%
	4	57%	9	60%	5	71%	3	75%
Early Childhood Development/Instructional Assistant	4	44%	2	18%	3	38%	1	25%
	5	56%	7	64%	5	62%	3	75%
Computer/Internet/Networking	11	50%	7	35%	1	33%	1	33%
	10	45%	13	65%	2	67%	2	67%
Criminal Justice/Corrections/Law Enforcement	2	22%	2	18%	3	38%	1	25%
	6	67%	8	73%	5	62%	3	75%
Digital Media Technology	9	64%	6	33%	1	20%	1	20%
	4	29%	13	72%	3	60%	4	80%
Electricity/Engineering/Power Distribution	3	38%	3	27%	2	25%	1	33%
	5	62%	6	55%	6	75%	2	67%
Electronics/Biomedical	3	75%	2	22%	2	18%	1	25%
	1	25%	6	67%	8	73%	3	75%
Emergency Medical Technician (EMT)	5	31%	6	40%	1	25%	0	0%
	10	62%	9	60%	3	75%	2	100%
Food/Beverage Server	3	43%	2	13%	3	43%	1	25%
	3	43%	12	80%	4	57%	3	75%
Gas Utility Construction/Service	2	33%	2	20%	4	40%	1	25%
	4	67%	6	60%	6	60%	3	75%
General Studies Courses (Communication, Sciences, Math, Social Sciences)	5	45%	6	40%	0	0%	1	25%
	4	36%	8	53%	6	100%	3	75%
Healthcare/Nursing/Dental Hygienist/Surgical Technician	6	46%	4	29%	1	25%	1	17%
	6	46%	9	64%	3	75%	5	83%
Heating/Cooling	4	57%	4	27%	2	29%	1	25%
	3	43%	9	60%	5	71%	3	75%
Landscaping/Horticulture	8	50%	3	21%	2	40%	1	25%
	7	44%	10	71%	3	60%	3	75%
Marketing/Graphic Communication	2	29%	1	11%	4	44%	1	20%
	4	57%	8	89%	4	44%	4	80%
Physical Therapy Assistant/Medical Assistant	5	50%	4	33%	2	33%	1	17%
	5	50%	6	50%	4	67%	5	83%
Supply Chain Management	2	100%	0	0%	4	36%	2	25%
	0	0%	6	86%	6	55%	6	75%
Sustainability/Renewable Energy/Energy Management	4	40%	3	30%	2	22%	1	25%
	4	40%	7	70%	7	78%	3	75%
Welding	3	43%	1	10%	4	44%	1	20%
	4	57%	7	70%	5	56%	4	80%

**3.** I am interested in the following areas of Personal Enrichment:

Retired	[REDACTED]						35	44%	
Not Retired	[REDACTED]						39	49%	
Top number is the count of respondents selecting the option. Bottom % is percent of the total respondents selecting the option.	Strongly Agree		Agree		Disagree		Strongly Disagree		
Arts and Crafts	11	42%	6	27%	3	75%	0	0%	
	12	46%	16	73%	1	25%	1	100%	
Business	2	20%	3	21%	4	44%	0	0%	
	7	70%	11	79%	3	33%	3	100%	
Computers	19	54%	7	27%	0	0%	0	0%	
	16	46%	16	62%	0	0%	2	100%	
CPR	5	26%	6	40%	1	17%	0	0%	
	12	63%	9	60%	4	67%	2	100%	
Dance	2	33%	3	21%	5	36%	0	0%	
	4	67%	9	64%	8	57%	1	100%	
E-Business (buying & selling on the Internet)	7	39%	9	53%	3	43%	0	0%	
	11	61%	7	41%	3	43%	4	100%	
Exercise	13	45%	7	37%	2	33%	0	0%	
	14	48%	10	53%	4	67%	2	100%	
Foods/Nutrition/Cooking	7	39%	10	50%	1	17%	0	0%	
	10	56%	11	55%	4	67%	2	100%	
Internet and Social Networking	5	62%	6	33%	4	40%	0	0%	
	3	38%	10	56%	5	50%	4	100%	
Landscaping	9	38%	7	41%	2	33%	0	0%	
	13	54%	10	59%	4	67%	2	100%	
Language (Spanish, Sign Language)	5	50%	6	40%	2	18%	0	0%	
	5	50%	8	53%	8	73%	1	100%	
Photography/Digital Cameras	9	39%	6	35%	1	25%	0	0%	
	11	48%	12	71%	2	50%	2	100%	
Quilting/Sewing	6	46%	4	27%	3	27%	0	0%	
	7	54%	10	67%	7	64%	2	100%	
Sustainable Practices for the Home Owner	9	69%	2	17%	3	33%	0	0%	
	4	31%	9	75%	5	56%	2	100%	
Welding	1	12%	1	10%	5	33%	0	0%	
	7	88%	7	70%	9	60%	1	100%	
Woodworking	3	38%	5	33%	2	20%	0	0%	
	5	62%	8	53%	7	70%	1	100%	

**4.** I am interested in the following areas of Personal Enrichment Computer Courses:

Retired	[REDACTED]						29	44%	
Not Retired	[REDACTED]						34	52%	
Top number is the count of respondents selecting the option.	Strongly Agree		Agree		Disagree		Strongly Disagree		

	Bottom % is percent of the total respondents selecting the option.							
Access-Intro	3 4	43% 57%	4 8	31% 62%	3 4	43% 57%	0 3	0% 100%
Excel-Intro	4 4	40% 40%	4 12	25% 75%	3 2	60% 40%	0 1	0% 100%
Expression Web	1 5	17% 83%	2 4	29% 57%	4 7	36% 64%	0 3	0% 100%
Outlook	4 3	57% 43%	2 5	25% 62%	5 7	42% 58%	0 2	0% 100%
PowerPoint-Intro	7 11	37% 58%	7 11	37% 58%	2 3	40% 60%	0 2	0% 100%
Publication Software	8 7	53% 47%	2 4	33% 67%	4 4	50% 50%	0 4	0% 100%
Windows-Intro	2 2	50% 50%	6 5	50% 42%	3 7	30% 70%	0 3	0% 100%
Word-Intro	4 2	67% 33%	3 6	30% 60%	4 6	40% 60%	0 2	0% 100%
File Management & Organization	7 5	64% 45%	4 7	36% 64%	3 6	30% 60%	0 1	0% 100%
How to use Digital Gadgets	7 3	78% 33%	5 10	31% 62%	3 4	43% 57%	0 2	0% 100%
How to use your PC Basic	3 5	33% 56%	4 6	40% 60%	3 7	30% 70%	0 2	0% 100%
How to use Digital Photo Fun	6 10	38% 62%	4 8	31% 62%	4 4	50% 50%	0 2	0% 100%
Window Movie Maker	0 4	0% 100%	3 4	43% 57%	4 6	36% 55%	0 4	0% 100%
Photoshop Elements	15 9	60% 36%	5 10	31% 62%	2 2	50% 50%	0 3	0% 100%
Intro to Quick Books	5 10	33% 67%	3 9	23% 69%	5 3	62% 38%	0 3	0% 100%

**5.** I am interested in the following areas of Personal Enrichment Business Courses:

Retired					17	30%
Not Retired					36	63%
Top number is the count of respondents selecting the option. Bottom % is percent of the total respondents selecting the option.	Strongly Agree	Agree	Disagree	Strongly Disagree		
Export Compliance – Beyond the Basics	1 1	50% 50%	0 7	0% 100%	6 5	50% 42%
Grant Seeking for Beginners	6 9	38% 56%	2 12	13% 80%	5 3	62% 38%
Creating a Persuasive Grant Proposal	6 7	46% 54%	3 9	23% 69%	5 3	62% 38%







Monday	9	41%	13	50%	1	25%	0	0%
	10	45%	14	54%	2	50%	1	100%
Tuesday	12	44%	17	57%	1	50%	0	0%
	11	41%	14	47%	1	50%	1	100%
Wednesday	11	41%	15	52%	0	0%	0	0%
	12	44%	15	52%	0	0%	1	100%
Thursday	12	48%	17	55%	1	50%	0	0%
	9	36%	15	48%	1	50%	4	100%
Friday	6	50%	13	52%	1	20%	0	0%
	3	25%	13	52%	2	40%	6	100%
Saturday	1	20%	8	53%	3	27%	1	17%
	3	60%	7	47%	6	55%	5	83%

**8.** I am willing to take courses in the following delivery formats:







Retired	[REDACTED]				36		44%	
Not Retired	[REDACTED]				40		49%	
Top number is the count of respondents selecting the option. Bottom % is percent of the total respondents selecting the option.	Strongly Agree		Agree		Disagree		Strongly Disagree	
In a classroom with instructor	23	41%	12	50%	0	0%	0	0%
	28	50%	12	50%	0	0%	0	0%
In a ITV classroom with a television link to an instructor	7	33%	14	44%	2	40%	1	50%
	11	52%	17	53%	2	40%	1	50%
Online – via the internet with email interaction with an instructor	2	17%	12	40%	5	50%	2	67%
	7	58%	16	53%	3	30%	1	33%
Video Conference – via the internet with interactive link to an instructor	4	31%	11	42%	2	22%	2	67%
	7	54%	15	58%	4	44%	1	33%
Blended– part classroom and part online	9	43%	14	41%	1	25%	1	50%
	11	52%	19	56%	1	25%	1	50%
Self-Paced open lab – materials provided and work at own pace	4	29%	7	37%	6	46%	2	50%
	9	64%	11	58%	5	38%	2	50%

**9.** Please check all that are used regarding your access to the Internet from your home:









Retired	[REDACTED]	29	51%
Not Retired	[REDACTED]	29	51%
IBEC	[REDACTED]	12	48%
	[REDACTED]	13	52%
Satellite	[REDACTED]	6	75%
	[REDACTED]	3	38%
DC Wis	[REDACTED]	7	50%
	[REDACTED]	7	50%

Cellcom		3	30%
		7	70%
Frontier		1	50%
		1	50%









**10.** Please check your gender:





Retired		37	48%
Not Retired		41	53%
Male		15	52%
		14	48%
Female		22	46%
		27	56%

**11.** Please check your age:













Retired		37	48%
Not Retired		41	53%
18-21		0	0%
		0	0%
22-29		0	0%
		3	100%
30-39		0	0%
		4	100%
40-61		3	12%
		21	84%
62+		34	76%
		13	29%

**12.** Please check the highest level of Education you have completed.



Retired		37	47%
Not Retired		42	54%
Diploma (HS or GED)		2	22%
		7	78%
Certificate		1	25%
		4	100%
Associate		1	11%
		8	89%

Bachelors		12	52%
		10	43%
Masters		21	64%
		13	39%



**13.** Please check one that relates to your current situation:

Retired		37	48%
Not Retired		42	55%
Care for family/home full-time		0	0%
		6	100%
Employed part-time		2	11%
		18	100%
Employed full-time		0	0%
		18	100%
Unemployed seeking work		0	0%
		0	0%
Retired		37	100%
		2	5%

**14.** We would like to determine the level of interest for a community kitchen incubator on Washington Island.

Retired		21	38%	
Not Retired		35	62%	
Top number is the count of respondents selecting the option. Bottom % is percent of the total respondents selecting the option.	Strongly Agree	Agree	Disagree	Strongly Disagree
I am interested in learning more about a community kitchen incubator.	4 20 16% 80%	8 6 57% 43%	7 5 64% 45%	2 3 40% 60%
I have a definite idea of a food product I would like to produce in a kitchen incubator.	2 13 13% 87%	3 4 38% 50%	11 9 58% 47%	3 4 43% 57%

**15.**

Retired		18	38%	
Not Retired		31	66%	
Top number is the count of respondents selecting the option. Bottom % is percent of the total respondents selecting the option.	Strongly Agree	Agree	Disagree	Strongly Disagree



I know of others who might be interested in producing a food item in a kitchen incubator.	3	16%	5	42%	7	58%	2	50%
	16	84%	6	50%	6	50%	2	50%

Retired 2 Responses  
 Not Retired 4 Responses

**16.** Micro-Business and Artisan Opportunities I would like to:

Retired					18	38%		
Not Retired					30	62%		
Top number is the count of respondents selecting the option. Bottom % is percent of the total respondents selecting the option.	Strongly Agree		Agree		Disagree		Strongly Disagree	
Learn strategies to become more successful in my existing business	3	21%	1	17%	7	64%	4	67%
	9	64%	5	83%	5	45%	2	33%
Learn how to turn my idea into a micro-business	2	14%	5	42%	6	75%	3	50%
	11	79%	7	58%	3	38%	3	50%
Learn how to turn my craft/art into a business	5	28%	5	33%	5	71%	3	60%
	13	72%	10	67%	3	43%	2	40%

**18.** Are you interested in teaching courses for Northeast Wisconsin Technical College?

Retired			25	40%
Not Retired			35	56%
Yes			2	22%
			5	56%
Credit			0	0%
			1	33%
Personal Enrichment (non-credit)			3	50%
			1	17%
No			18	49%
			19	51%
Not sure, but I would be interested in learning more about this opportunity.			4	27%
			11	73%
My area of specialty			5	36%
			8	57%

